




## Dirty Digs



**ACMGA President  
Sondra Henley**

Extreme heat warnings and heavy thunderstorms have marked this quarter. Our Demonstration Garden and Prattville teams have really had to be watchful of overheating. ACMGA is grateful for these members' dedication to keep these gardens thriving. We are all grateful for our air conditioning and cool showers.

My ankle continues to heal, and I can now walk without too much of a hitch in my step. Thank you to all the MG who have helped keep

my potted plants alive by watering them.

ACMGA has had many member concerns with sickness, surgeries and death. Let's keep them in our prayers and thoughts and do for them as we can.

The ACMGA Nominating Committee for 2023 is Anthony Yarbrough, Chair, Soyna Moore and Cindy Deane. It is time to elect a new Secretary and a new Treasurer.

### Inside this issue:

<i>Presidents Message</i>	1
<i>Chairmen Reports</i>	2
<i>AMGA Conference Report</i>	7
<i>Spotlight</i>	9
<i>Fall Vegetable Garden</i>	10
<i>Planter Project</i>	12
<i>Sweet Potatoes</i>	15
<i>Garden Tips</i>	16
<i>Hosta Class</i>	19
<i>Governor's Mansion</i>	22
<i>Mary Lou McNabb</i>	29
<i>Prattville Report</i>	30

### Special points of interest:

- *Prattville Report*
- *Garden Tips*
- *Mary Lou McNabb*



AMGA Website  
Alabama.org



Autauga MG Website  
www.aces.edu/autauga



Extension Website  
mg.aces.edu



Please be open to their discussing the offices with you.

The new website address is:

[autaugamastergardeners.org](http://autaugamastergardeners.org)

The website team is busy developing the site. At this time, there is a redirect rule in place, so you may think you are at the old ACES site and you would be correct at least until the ACMGA site is fully developed.

Our pictorial directory will be ready for publication and distribution in January 2024.

**ACMGA Vice President  
Nancy Waggoner  
ACMGA Programs/Tours**

**PROGRAMS:** In June, Massage Therapist Sandy Cauthen and her husband Ash presented a program on ergonomics: safe physical movements in gardening activities. In July, ACES Regional Agent Lynn Dickenson presented Phenology, the timing of seasonal events in nature. At our September meeting, Anthony Yarbrough discussed the development of the Transformation Garden at Auburn University. He also explained pH soil testing. In October, Debbie Boutelier will present the program: Gardens in the South and in November, Betty Hall will talk about the Bluebird Trail in Autauga County.

**FIELD TRIPS:** We are looking forward to a trip to the Montgomery Botanical Gardens in Oak Park.

Please cooperate by updating your My Page, uploading the current photo being made during the upcoming months. Members will be available at the meetings to help you with any of this. But most important: your contact information needs to be correct and only you can do this!

Thank you for your time and efforts as you work in the areas of your choice and interests.

Sondra Henley

ACMGA President 2023-2024



CCMGA member Cathy Maddox heads up this project and will direct a tour for us on September 27th at 10:00 a.m. Lunch at Shashy's restaurant in Montgomery will follow. If you would like to come along, text me: (334) 300-5869 or e-mail [gnwaggoner@gmail.com](mailto:gnwaggoner@gmail.com).

**LOOKING AHEAD:** Planning for programs and field trips for 2024 is underway, and your input as members is needed to make our learning experiences as Master Gardeners relevant and helpful. Let's have fun too; so, think of some great places to visit! Text, call, or e-mail with your ideas.

## Awards & Honors

### Adrienne Yarbrough



#### Change is Coming to the Service Report

On January 1, 2024, the Master Gardener Service Report will have a new look. The categories are being reduced to seven. They are Growing Ornamentals, Growing Food, Creating & Sharing Information, Community Partner Events, Support Other Extension Activities, Extension Master Gardener Education, and Extension Master Gardener Program Support. The subcategories are similar with two additions. They are Date, Number of Hours, Where (new), What (new), and Number of Contacts. Those individuals that are responsible for reviewing Service Hours will receive training on

September 19. An opportunity to learn about the new Service Report will be on October 19 and 20 for all Extension Master Gardeners.

If anyone is participating in the 2025 AMGA Conference Planning meetings or assisting with 2025 AMGA Conference subcommittees, please use the AMGA Conference Hosting category to report your hours.

Please review your Service Report Hours and print out a copy. This is for your benefit in case hours are lost whenever there is an update to the Service Report.

## Demonstration Garden

### Glenn Huovinen



This summer was a challenge in the Demo Garden, with the high temperatures and lots of rain. Still we had a good time planting and harvesting. Our main Mission of supplying fresh produce for the Autauga County Interfaith Care center has been very successful. As of September 5, we donated 1,351 pounds of produce. Also in that number are donations from AC-MGA member's gardens.

As the year winds down and you have produce from your own gardens, donate a portion of your harvest to AICC or bring them to the Demo Garden any Tuesday morning 7:00—9:00. Also come work with us, We have a

great time and we all learn something to make our home gardens more productive. Plus at times when visitors stop by we answer their gardening questions and give tours.



## Farmer's Market Vicki Williamson



Farmer's Market:

The Grove located on Doster Road across from the Gillespie Center—7am-noon

The Membership voted to participate during the month of June for recruiting participants to the Fall Master Gardener Class since the online registration was June 1-30. We setup an information booth to meet and greet our community and to spread the word about Master Gardeners. Information was provided

about our public gardens, April Plant sale, Lunch & Learn Programs, Friends of the Master Gardeners Program and the Master Gardener Intern Class. Thank you to Anthony Yarbrough as my Co-Chair and to Lori Terrell and Dian Owens for volunteering at our booth.



Dian Owens at the Farmer's Market

Picture by Vicki Williamson




Henry Lucas-Preparing Winter Gardens presentation at the September's Lunch and Learn

Picture by Vicki Williamson



## Database/Dues Tracker Rose McCauley



Congratulations to our 9 interns who officially became certified master gardeners in August.

We need to welcome our 6 new interns who recently started their classes. Interns, please plan to attend our monthly meetings and Lunch & Learn programs so we will have an opportunity to meet you. AND attendance will earn you service hours!

We also need to welcome Linda Hicks, an intern from Capital City MGA. Linda has asked to transfer to Autauga County and she will graduate in November. Linda lives in Millbrook and her email is [linphilhicks@att.net](mailto:linphilhicks@att.net).

ACMGA now has 97 members, 7 interns and one Provisional Member.

## Directory Val Brown



### New Directory/ Handbook 2024

Photography Team: Val Brown, Lori Terrell, Susan Clapp

Handbook Edit Team: Sondra Henley, TBA

Schedule: Pictures will be taken at the monthly meeting in September, October and November.

September 13 A-L @ 9:00 M-Z @ 9:30

October 11 M-Z @ 9:00 A-L @ 9:30

November 8 last chance @ 9:00

Fill out 'My Page' on the Volunteer Hours site go to:

[mg.aces.edu/autauga](http://mg.aces.edu/autauga)

Click 'Report your hours'

Sign in


'My Page' (last item on Right upper side)

Upload a picture from your computer or phone

Fill out each section

**If you do not know how to upload, please ask for help!**

## Friends of Autauga County Master Gardeners Debbie Boutelier



## Stewardship Council Don Armstrong, President



Not much to report at this time. Things are just idling along as we get ready for the Fall Landowner Tour 1 November.

## 2025 AMGA Conference Report

### Sondra Henley



September 5, 2023 AMGA Board Meeting

The Autauga County Master Gardeners (ACMGA) was presented with the opportunity to host the 2025 AMGA Conference and Business Meeting. A facility to house the conference had been sought out by Sondra Henley, Jane Boysen, Glenda Harris and George Walthall. First Baptist Church of Prattville was presented the facility host proposal. After considering that appx 30+ of its members were connected to ACMGA, and the church having a heart for community affairs, they agreed to let us use their facilities and only charge us for Maintenance and Audio/Visual. Once this was reported to the association, they voted unanimously to host the conference.

ACMGA has met several times in the last 3 months. Our first order of business was to decide on a title and theme/logo. "Fountains of Knowledge, Learn, Grow, Share" was our decision for the name. We felt that Prattville, being the city of fountains, was a good way to connect the two. Lori Terrell helped to broadcast our selected theme to the Autauga Art Guild and other artists in the area. Specifics for entry submissions were given and a deadline date. The artist selected will have their choice of \$200 payment or a free booth at the conference. The decision for the artwork winner will be made on August 24, 2023.

Most of our Committee Chairs have been assigned and Jane Boysen has agreed to be the Financial Co-Chair of the conference.

We have started discussing our 2024 Conference booth/table. We discussed a conference timeline, seeing what can be done before January 1, 2025, and then after. Everyone agrees to keep our fountain theme as prevalent as we can through decorations, vendors, workshop, door prizes, etc.

We have an upcoming tour on September 18 at FBC to look for vendor spacing. Once we know how many spaces then, Charlie French, Vendor Chair, will begin to contact conference vendors.

As we plan our agenda and speakers, we want to invite a "draw" speaker for Thursday afternoon and then host a Meet and Greet at Prattvillage afterwards. A 'rain plan' will be put in place. Speakers are being contacted.

## Helpline Bionca Lindsey



The Helpline is a great learning opportunity for anyone.

Welcome to our new interns and thank you signing up. I hope if you are their mentor, you will consider working alongside them.

I have not sent out reminders if you were slated to work but it seems I might need to do so because I've had a few people not show for their shifts.

Our helpline day is Wednesdays, from 9am until 12 noon at the Extension building, 2226 Highway 14 W Autaugaville AL.

## Honor Bricks Bionca Lindsey



Honor Brick Link:

<https://donationbricks.com/acmga>



Thank you for those who have captured their loved ones or individuals who meant a lot to them in history by purchasing a brick.

You can submit an order for a brick at your leisure online or I can assist you.

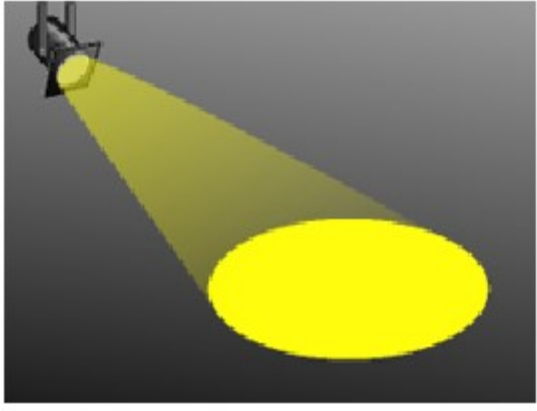
If you haven't visited Prattvillage Garden to see our exquisite pavilion with our bricks as the footprint, you are missing a work of art with flair.

Jane McCarthy and Dian Owens really has done a great job laying it out for everyone to enjoy. \$50 is all it takes for you to write someone's name and memory etched in history.

**"Autumn is the mellower season, and what we lose in flowers we more than gain in fruits."**

**—Samuel Butler**





## SPOTLIGHT

Elijah Pugh

Name: Elijah Pugh

Status in life: Married 37 years to Janet. We have three children, boy-girl twins and a younger daughter, and two baby grand-daughters.

Education: Ph.D. in Physical Chemistry from Howard University

Career/Retired from: Retired Chemistry Professor

What led you to your career? A love for math and science.

What brought you to Autauga MGA or the MG Program? An interest in vegetable gardening and an opportunity to continue learning about gardening.

What are your hobbies? Tennis, bicycle riding and vegetable gardening.

Favorite food: Baby Lima Beans


Favorite plant/flower: Tomatoes and hot peppers

Favorite book or author: Bible

How long have you been a resident of Autauga County? Four years

Favorite thing you like about Autauga County? Its ruralness

Other comments: Enjoys teamwork.





# Planting a Fall Vegetable Garden

By

Mallory Kelley

Regional Extension Agent

Home Grounds, Gardens, Home Pests

If your summer vegetable garden has been a bust, you're not alone, while the occasional pop up thunderstorms give your plants the relief they need from the heat (and you and the garden hose too for that matter) the problems that follow from humidity and wet foliage all through the night bring many other unwelcome problems to the vegetable garden. Remember, if you are dragging that hose, only water the soil and not the plant! As we move into the late months of summer, the fungal issues and insects can take over and there may not be much of your garden left so go ahead and clean out the garden and plan now for fall veggies.

Mid August and September are the months for planting that fall veg in central Alabama so amend the soil with some good organic matter and lime if needed and get ready to start again. The fall months are usually our driest months with very little rainfall so get that hose ready, especially if you plant from seed. Starting seeds outdoors in the ground in August and September can be very difficult as you must keep the soil around the seeds from drying out or it will kill a newly germinated seed. If seeds are not your thing or you like instant gratification with less worry and stress, I recommend transplants and with fall garden veg there are lots of fun options. Again, keep that soil moist and one way to do that with less watering is to mulch. The mulch will also suppress weeds and improve the soil quality over time.

Fall vegetables are really my favorite to grow and I have just about decided I will leave the peppers and tomatoes to the local farmers market and avoid the summer heat, afternoon rain showers and weeding all together and plant when I know we have cooler days ahead with less insect pressure, weeds and humidity!

Many cool-season vegetables, such as carrots, broccoli, cauliflower, collards, lettuce and brussels sprouts, produce their best flavor and quality when they are maturing during cool weather, but we have to germinate and get them started when it is still warm.

These can also be planted in early spring, but in Alabama, the spring temperatures often heat up quickly causing vegetables such as lettuce and spinach to bolt (flower) or develop a bitter flavor. This is why planting these veggies late in the summer to early fall when we are transitioning to cooler temps is more ideal than in the spring.

For a more accurate planting schedule, determine the average date of the first killing frost in the fall, and then count backward from the frost date, using the number of days to maturity to determine the best time to plant in your area. Seeds of lettuce and spinach will not germinate if the soil temperature exceeds 85 degrees F so for these you may need to wait a bit longer before sowing or plant from transplants. A few other plants I highly recommend you plant are kale and Swiss chard. These plants are so easy to grow and have very little insect and disease pressures and maybe add a few to your containers or flower beds as they can be beautiful additions all winter. Harvest these leafy plants like lettuce, collards and spinach from the outside leaves as the plants continue to grow for a constant harvest for months.

You can extend your summer vegetables that are still producing and your semi-hardy vegetables like lettuce, mustards and broccoli on into the fall and early winter by protecting them from frost. In Alabama, we often enjoy several weeks of good growing conditions after the first frost. Cover growing beds, rows or individual plants with burlap, old bedsheets or a floating row covers supported by stakes or wire to keep the material from directly touching the plants and remove each morning. Plants like kale, onions, collards and cabbage can take a pretty heavy frost with no protection and will bounce back with no problem.

Root crops such as carrots and radishes should be harvested or mulched heavily before a hard freeze. Mulched root crops can often be harvested well into the winter and during mild winters, harvest may continue until spring. Also don't forget to plant your potatoes in late January/February and plan to harvest in May when you dig them up and then start again with your tomatoes, peppers and squash.

If you have questions about any of these vegetables or others please call our Master Gardener Helpline!

**If you've got home garden questions, we've got answers!**

**Call 1-877-252-GROW (4769)**

**PLANTER PROJECT**  
**for the**  
**Alabama Department of Public Health - Bureau of Clinical Laboratories**  
**204 Legends Court, Prattville, AL 36067**  
**By**  
**Cindy Deane and Dawn Whitehead**

A master gardener project for the Alabama Department of Public Health – Bureau of Clinical Laboratories (ADPH-BCL) came about from a conversation between Sondra Henley, President of ACMGA, and Charlene Thomas, a microbiologist at the ADPH-BCL, who is also a master gardener in Montgomery while they were attending an Advisory Council meeting. Charlene had been tasked with designing the plantings for the four new planters outside the BCL in Prattville. Charlene suggested that since the laboratory was located in Autauga County that a master gardener here should handle the project. Sondra agreed to take on this exciting project and was looking forward to beginning the planning process but she suffered an unlucky break, literally, and was unable to start. She contacted Dawn Whitehead and I to see if we would consider taking it on and after discussing, we agreed to do it!

Dawn had a good background in plants, soils, and drainage which were invaluable since I am such a "green" newbie. I took her lead while learning at the same time and we set up a meeting with Charlene and the BCL Director, Dr. Sharon Massingale. We documented what they envisioned for the planters in the front portico of the building. Then we discussed the placement of the planters, types of plants, sun/shade requirements, care and maintenance and then came up with a plan. Over the next couple weeks, Dawn and I visited the project site at different times of the day to observe the amount of sun the portico received throughout the day. Charlene had requested shade tolerant “evergreen” plants that could tolerate some early morning sun, look good year-round and also be fairly low-maintenance. We searched for plants that would be suitable using their guidelines and then decided which plants would work together for the best year-round color and interest for this public building entrance.

Due to Charlene’s work schedule, we were unable to meet with her again until August 23rd to go over the final plant suggestions. She was extremely happy with the choices we offered and she will be submitting them to their office committee who will be making the final planting decisions.

We will check back in Spring 2024 to see how the project is progressing since this year's growing season is almost over and finding plants to buy at this time of year may be difficult. At that time, we will provide a follow-up article once the project has been completed.

We would like to thank Charlene and Dr. Massingale for their help and allowing us to work on this project for them, it was a great learning experience for us and they were a pleasure to work with!

If you would like to read more about the ADPH-BCL, please visit their website at:  
<https://www.alabamapublichealth.gov/bcl/>



Dr. Massingale (left) and Charlene Thomas (right)  
next to one of the planters in the portico area of the ADPH-BCL building.

Photo credit by Dawn Whitehead





Front entrance of the ADPH-BCL building where the planters are located.



Aerial view of the ADPH-BCL building complex in Prattville, AL

# GROWING SWEET POTATOES

By

Glenn Huovinen



You can buy Sweet Potato slips at the garden centers. If you want to save money, you can start your own Sweet Potato slips. Here is the way to do it:

1. Start with store bought organic sweet potatoes. If not organic, they may have been sprayed with a chemical that inhibits the sprouting of slips.
2. Place the potato in a tray and cover up half of it with soil.
3. Keep it watered and after the slips grow, snap them off.
4. Put them in a cup of water and within 2 weeks they will produce roots and will be ready to plant in your garden.

# Gardening Tips

By Sondra Henley

See a complete list for each and other months from Alabama Gardener's Calendar at [www.aces.edu](http://www.aces.edu).

## October

- Plant new trees and shrubs in the landscape
- Start mulching all shrubs that do not have a mulch.
- Continue insect and disease control practices on roses.
- Clean up flower beds immediately after first killing frost. Plant half-hardy annuals, such as snapdragons.
- Plant tulip, hyacinth, daffodil, crocus, Dutch iris, anemone, and ranunculus.
- Watch planting depth. Dig caladiums, clean and store in a warm place.
- Spray with oils before freezing weather to kill scale, mites, etc.
- Central and South: Continue planting winter-hardy crops such as beets, carrots, collards, kale, parsley, and spinach.
- Whole state: Continue planting winter-hardy transplants.

## November

- Start mulching strawberries, blackberries, and grapes.
- Plant shrubs, trees, and vines.
- Perform a soil test to determine if limestone is recommended and apply anytime this fall to your lawn.
- Get rose planting underway.
- Plant hardy annuals such as larkspur, poppies, pansies, bugloss, candytuft, and ornamental cabbage and kale.
- Plant sweet peas into the ground.
- Continue spring bulb planting.
- Use cold frames for tender, cool-season vegetables such as broccoli, cabbage, cauliflower, Swiss chard, lettuce, mustard, onions, radishes, and turnips.



## December

- Put dormant oil sprays for scale on fruit trees.
- Planting trees and shrubs is still the main activity but delay in case of freezing weather.
- Get your soil tested and be prepared for spring gardening.
- Dig out wild garlic, chickweed, Poa annua, dandelion, and other winter weeds before they flower. You can even mow and bag your lawn clippings to help eradicate these winter weeds.
- Plant hardy annual seed and perennials without delay.
- Continue spring bulb planting.

*"Days decrease, / And autumn grows, autumn in everything."*

— Robert Browning



Picture by Nicu Buculei

Image Creative Commons Attributions-Share Alike 3.0

<https://creativecommons.org/licenses/by-sa/3.0/>

# NEW Master Gardener Replacement Badge Order Form

By

Emily Bornstein

Volunteer Training Coordinator, Home Grounds

Alabama Corporative Extension System

After September 8th, 2023, agents will no longer be responsible for ordering name badges.

New process for ordering replacement badges:

Orders will now be placed by the Master Gardener Volunteers. I will order replacement badges quarterly (Fall - October 31, Winter - January 31, Spring - April 30, and Summer - July 31). MG volunteers can order replacement badges at any point during the year (effective immediately).

However, they should allow up to 3 weeks after each order date to receive their badge.

Form: MGs fill out the order form:

<https://www.aces.edu/go/badges> (REPLACEMENT BADGES ONLY)

Payment: Once the form is submitted, they will be redirected to the payment portal in the ACES store. The cost for a replacement badge is \$10.

Pick-up: MGs receive their badge in their mailbox!

What if I recently ordered replacement badges?

No worries! Please make sure to distribute them to your Master Gardeners.

How are MG Intern badges ordered?

I will order all Intern badges for each class after the course drop deadline. These badges will be distributed to agents, it is the agent's responsibility to make sure MG interns receive their badges. As a friendly reminder, badges are only for active, certified Master Gardener volunteers.

Your feedback is important to me, please share any questions, suggestions, or issues you encounter with this process.

Emily R. Burchfield:

Cell: 334-707-6381

Email: [erb0039@auburn.edu](mailto:erb0039@auburn.edu)



# Montgomery Botanical Gardens Hosta Class

By

Bionca Lindsey

River Region Hosta enthusiasts braved the August heat to learn how to grow and care for Hostas at a recent class held in Oak Park in the Wisdom Wood outdoor classroom. The class, taught by Master Gardener Bionca Lindsey, covered types of Hostas, planting guides, propagation and care.



Presenter, Bionca Lindsey demonstrates Host propagation

Ms. Lindsey provided participants with a list of heat-tolerant Hostas with variegated, green, gold, and blue foliage. She also recommended sites for ordering hardy plants, as well as providing what she called Happy Hosta Mixture to encourage the growth and health of plants.



Participants (L to R) Linda Graydon, Maggie Stringer and Karin Carmichael learn about Hostas



Participants enjoy presentation



The class included a number of tips and information which many participants can use in cultivating Hosta gardens:

- Hostas are considered shrubs, not flowers, because their foliage grows over and over.
- The Hosta virus is spread by dirty utensils and cats wandering among the beds. Utensils should always be cleaned before working in beds.
- Hostas should be separated in the shade in the spring when shoots emerge. Separations should be done in early morning or late afternoon.
- Cultivated plants may send up differently marked leaves during the growth season, but they will return to their original pattern when they grow again the following season.
- When propagating plants, set on top of a mound of compost and then fill pot with garden soil.
- Feed plants in spring and summer. Add lime in spring if soil is not alkaline.



Even the dragonflies enjoyed learning about Hostas

This article was taken from the Montgomery Botanical Gardens web site. The original article can be found at:

<https://www.montgomerybotanicalgardens.com/montgomery-botanical-gardens-hosts-hosta-class/>

Governor's Mansion Report  
Article by Jane McCarthy  
Photos by Amanda Borden



Peggy Funk and Darwin Prewitt



Jane McCarthy and Ann Hamill





Alicia Robertson, Ann Colvin, and Cheryl McKiearnan

We have trimmed, planted, watered, labeled, dead-headed, removed stumps, renewal pruned and weeded.

Autauga County Master Gardener Association volunteers: Jane McCarthy and Kathy Quinn

Capital City Master Gardener Association volunteers: Sue Berry, Linda Cater, Ann Colvin, Ann Hamill, Cheryl McKiearnan, Dawn Mitchell, Darwin Prewitt and Alicia Robertson.

Central Alabama Master Gardener Association volunteers: Amanda Borden and Robin Snyder.

If you are interested in joining us on Monday mornings, please contact Jane McCarthy and we'll get you on the volunteer list.



# Tomato Pie Recipe

Contributed By

Glenn Huovinen

Glenn Nichols put me on this recipe and it was great. A lot of folks wanted it for their over abundance of tomatoes from their gardens. Try it and enjoy!

<b>Prep Time:</b>	<b>Cook Time:</b>	<b>Total Time:</b>
20 mins	1 hr	1 hr 20 mins
<b>Servings:</b>		
6		

## Ingredients

1 (9 inch) deep dish pie crust

4 large tomatoes, peeled and sliced

½ pound bacon - cooked, drained, and chopped

3 green onions, thinly sliced

½ cup chopped fresh basil

1 teaspoon dried oregano

½ teaspoon garlic powder

½ teaspoon crushed red pepper

2 cups shredded Cheddar cheese

¼ cup mayonnaise

## Directions

1. Gather all ingredients. Preheat the oven to 375 degrees F (190 degrees C).
2. In alternating layers, fill pie crust with tomatoes, bacon, green onions, basil, oregano, garlic powder, and red pepper.
3. Stir together cheese and mayonnaise in a small bowl.
4. Spread over the top of pie. Cover loosely with aluminum foil.
5. Bake in the preheated oven for 30 minutes. Remove foil and continue baking for 30 more minutes.
6. Serve pie warm or cold.



Recipe from **allrecipes**

Original web page:

<https://www.allrecipes.com/recipe/15807/tomato-pie-i/>

Alabama Cooperative Extension System

# Strawberry Production Meeting

November 8, 2023  
9:00AM - 2:00PM

Jemison Municipal Complex  
14 Padgett Lane  
Jemison, AL 35085



## Registration Link

<https://www.aces.edu/event/strawberry-production-meeting-2/>  
or contact the Chilton County Extension Office  
205-280-6268

This is a free event.  
Lunch Provided



Please register by  
November 3, 2023.

[www.aces.edu](http://www.aces.edu)

The Alabama Cooperative Extension System (Alabama A&M University and Auburn University) is an equal opportunity educator and employer. Everyone is welcome! Please let us know if you have accessibility needs.

## New 2024 Project

Sondra Henley

The ACMGA Board discussed where we might have a larger impact on Autauga residents during the spring and fall. Yes, the big box stores! We have received permission from Home Depot and are waiting to hear from Lowes.

ACMGA will have a small table set up in the plant area and be there on Saturdays in the spring and fall of each year.

The sign here is not what ACMGA's will look like but the same message with ACES, AMGA and ACMGA logos and QR codes on it.



ACMGA will continue to participate in June at the Farmers Market to give out registration information for the Extension Master Gardener Intern Program. But our concentration will be where people go to purchase plants, not produce.

January 2024 we will have more information and a sign-up list for this project.



pH testing will be offered at all ACMGA events in 2024. Anthony Yarbrough demonstrated how to calibrate the meter and test soil samples at the September meeting. ACMGA needs a few committed members that will learn how to use this meter. Anthony will give another demonstration to just the members who will be available to help



# The Woods in Your Backyard

October 14, 2023

9am-3pm



Address: Elmore County Extension Office, 340 Queen Ann Road, Wetumpka, AL 36092

Contact: Lynn Dickinson, rhodela@aces.edu, (334) 303-8360

The fee is \$30/Individual and \$45/couple

Online registration:

[https://secure.touchnet.net/C20021\\_ustores/web/product\\_detail.jsp?  
PRODUCTID=5657&SINGLESTORE=true](https://secure.touchnet.net/C20021_ustores/web/product_detail.jsp?PRODUCTID=5657&SINGLESTORE=true)





Mary Lou McNabb  
“Mother of Master Gardeners in Alabama”  
Still Going Strong



Mary Lou McNabb speaks at the 2023 AMGA Fall Seminar

Picture by Bionca Lindsey

“Mary Lou McNabb brought the Master Gardener concept to Huntsville, Al in 1981. She asked Madison County Extension Agent Gary Murray if he would help get a Master Gardener Program started in Alabama. These two individuals, along with Dr. Caula Beyl and Dr. Govind Sharma of Alabama A&M University, organized the first Alabama Master Gardener training program in Huntsville. Mary Lou McNabb is still active with MGNA today!”

<https://mg.aces.edu/madison/history-of-mgna/>

## ACMGA Prattvillage Garden report

Summer 2023

Jane McCarthy

We have steadily worked Tuesday mornings in Prattvillage Garden this summer, despite the heat. Between regular rain showers and a reliable irrigation system, the beds look pretty good for August.


We had gorgeous passion vines and flowers



...until the gulf fritillary caterpillars showed up.



The rain lily (*Zephyranthes* sp.) is a new addition to the garden, and it has bloomed twice this summer.



The wisteria over the pergola was pruned back dramatically after it had bloomed. Being vigorous, it filled back quickly.



August is time to trim back those scraggly perennials to enable the plant to produce a new flush of growth and flowers. The pile of non-blooming lantana cuttings (below) gives the 2 lantanas at the bottom of the steps, a good chance to bloom again before winter.





Speaking of vigorous plants, we have declared war on several plants in the garden. They were in the original garden design, but then were allowed to escape their designated spot.

So learn from our mistakes...do not turn your back on spiderwort, soapwort, montbretia, wisteria, and ditch lilies, just to name a few.

The crew cleaned out the ivy corner at the south end of the garden, and as usual, Charlie French did most of the heavy lifting.







Charlie French, Vicki Williamson, Jane McCarthy and Adrienne Yarbrough  
taking out English Ivy.

Photo by Dian Owens



Remember, many hands  
make light work, so you are  
welcome to join us at 9 AM  
on Tuesdays...the more the  
merrier.



# Editors Corner

John Carrick



Fall brings cooler weather and some beautiful days. Now is a great time to be out and about and to tackle those gardening tasks that were put off in the heat of summer. This is also a good time to start garden planning for the next year.

We now have a new web host provider. As ACMGA has grown and newer technologies have become more commonplace in our lives, our technology needs have grown. The new web host provider will enable us to leverage technologies that have become common practice, such as accepting online payments.

The ACMGA web team: Debbie Boutelier, Samantha Bowen, Sondra Henley, Dawn Whitehead, and myself are currently working to stand up our new ACMGA web site.

Our new web site address is: [autaugamastergardeners.org](http://autaugamastergardeners.org)

I would like to take this opportunity to thank Auburn University for their help and generosity in providing web hosting services over the years for the ACMGA.



Please email any web site related items to: **[web@autaugamastergardeners.org](mailto:web@autaugamastergardeners.org)**

If you have any articles, pictures, etc., to be included in the Dirty Digs newsletter, please email them to: **[dd@autaugamastergardeners.com](mailto:dd@autaugamastergardeners.com)**

Also, newsletter feedback and suggestions are always welcome.

May God continue to Bless each and every one of you.

Johnny

## Autauga County Extension Master Gardeners

Autauga County Extension Office

2226 AL-14 W, Suite E  
Autaugaville, AL 36003

Phone: 334-361-7273



### ***Autauga County Extension- Master Gardener Volunteers are...***

**Motivated** – to share their knowledge and expertise.

**Accessible** – to other Master Gardeners, horticulture and Extension professionals, and the public.

**Service-oriented** – to enhance their communities and the environment.

**Trained** – by Cooperative Extension in current horticultural practices.

**Excited** – about meeting other people who enjoy gardening.

**Research ambassadors** – who provide cutting-edge horticultural information to consumers.

**Next Issue December 30**  
Please submit articles, no later than December 15

Prattville Garden  
139 1st Street, Prattville, AL 36067

You can reserve the garden for an event—contact Dian Owens

Honor Bricks:  
<https://donationbricks.com/acmga>

AMGA Event Page:  
<https://mg.aces.edu/autauga/events-calendar>



Images courtesy of WikiMedia Commons  
<https://commons.wikimedia.org/>

