




# DIRTY DIGS



Autauga County Master Gardeners Association

April 2014

*ENTERTAIN, EDUCATE, ELEVATE*

**Next Meeting**

**April 10, 2014**

Meeting Location:

Prattvillage Garden

@9:00 AM

## Guest Article



Anthony  
Yarbrough

## The Eye of the Beholder

Everyone has a different idea of what is beautiful or looks good. I have had friends tell me you need to see this movie or read this book. But, upon experiencing either, I found them to be boring or non-entertaining. Now the same goes for plants, yards or landscapes. Quite often friends argue with me about how a lawn should look.



First, I need to give you a little background. I grew up on an old country farm where our yard consisted of many different weeds with a little grass for good measure. After it was fresh mowed, I marveled at the beauty of all the different colored plants cut to the same height. There were no curbs or sidewalks to trim or edge. Just a level rainbow colored yard! Let me state that most everyone's yard was the same. Somewhere along the way, something changed.

Someone or somebodies has conditioned our thinking that a monochrome green looking yard is more desirable. Now we hire expensive lawn companies to spray chemicals that kill some of God's most beautiful plants (and us too). This brings me to my favorite yard flower, henbit. Most consider it to be a weed. But as I drive through the neighborhood and I see a yard covered by a sea of purple, I am wowed. I look across the street and I see a carpet of dead brown grass and shutter at the ugliness. Look at the pictures and if you think the brown yard is prettier, shame on you. What's even prettier is if I see yellow dandelion flowers mixed in with the henbit. The green, yellow, and purple is just gorgeous. By the way, look at the henbit flower up close and you will discover one of the prettiest flowers found in nature.

As a side note, I sure am glad I have dandelion seed heads in my yard for my grandkids to blow and watch the little seeds parachute over the yard.

As we all know, beauty is in the eye of the beholder.



# April 2014

Sun      Mon      Tue      Wed      Thu      Fri      Sat

		1 <i>Lunch and Learn</i>	2 <i>Helpline</i>	3 <i>Prattville TBD</i>	4 <i>ACMGA Board meeting</i>	5
6	7 <i>Governor's Mansion</i>	8 <i>Demo Garden <u>8:30 AM</u></i>	9 <i>Helpline</i>	10 <i>ACMGA meeting At Prattville At 9 AM</i>	11	12  <i>Lanark Flora and Fauna Day</i>
13	14 <i>Governor's Mansion</i>	15 <i>Demo Garden <u>8:30 AM</u></i>	16 <i>Helpline</i>	17 <i>Prattville TBD</i>	18	19
20  <i>Easter</i>	21 <i>Governor's Mansion</i>	22 <i>Demo Garden <u>8:30 AM</u></i>	23 <i>Helpline</i>	24 <i>Prattville TBD</i>	25	 26 ACMGA Annual Plant .Sale
27	28 <i>Governor's Mansion</i>	29 <i>Demo Garden <u>8:30 AM</u></i>	30 <i>Helpline</i>			
AMGA Annual Conference in Baldwin County						

# Treasurer's Report

**BEGINNING BALANCE** \$4,381.53

## REVENUE

Dues	\$ 50.00
Aprons	17.00
Wedding	<u>100.00</u>

**REVENUE SUBTOTAL** \$ 167.00  
\$4,548.53

## CHECKS

#704	Water	\$ 14.84
#705	Void	\$ -
#706	AMGA - State dues	\$ 30.00
#707	Pam Olson - Supplies	\$ 82.75
#708	Void	\$ -
#709	Rose McCauley	\$ 61.00
#710	John Paul O'Driscoll I	\$ 35.00
#711	Nancy Waggoner	\$ 18.00

**EXPENSES TOTAL** \$ 241.59

**ENDING BALANCE** \$4,306.94



# What's Bugging You?



Adult Male



Adult Female

Do You know the name of this critter? Is it beneficial or destructive or both?

Answer and information can be found on Page 21

# March Meeting



John Paul O'Driscol presented the program on the Beautification and Liter-Free Award program sponsored by Autauga County PALS. Once per quarter an award is made to a home, business, school, and/or government agency that best exhibits the concept of "Beautiful and Liter-Free." Award candidates may be from Prattville or Autauga County. The Autauga County Master Gardeners Association helps with judging some of these nominations

# Lunch and Learn



Marie Tomlin and Anthony Yarbrough presented the first lunch and learn program of the season on March 4, 2014. The program topic was vegetable gardening. These programs are presented on the first Tuesday of each month at Saint Joseph's Catholic Church. There were over 30 people in attendance with 19 being non master gardeners. At least three people were recruited for the next intern class.

# Alabama Gardener's Calendar

## April

### Fruits and Nuts

- Season for strawberry planting continues.
- Start spray program for all fruits.
- Plant raspberries and blackberries and continue budding apples and peaches.

### Shrubs

- Prune spring flowering shrubs after flowering.
- Fertilize azaleas and camellias.
- When new growth is half completed, spray all shrubs with a fungicide.

### Lawns

- Planting continues.
- New lawns may need supplementary watering.
- Also, fertilize at 3- to 6-week intervals.
- Keep ryegrass cut low, particularly if over- planted on bermuda lawns.

### Roses

- Watch for insects and diseases.
- Keep old flower heads removed.
- Plant container-grown plants from nurseries or garden centers.

### Annuals and Perennials

- Plant early started annuals or bedding plants from nurseries or garden centers.
- Divide mums or root cuttings. Dig and divide dahlias.

### Bulbs

- Plant gladiolus, fancy-leaved caladiums, milk and wine lilies, and ginger and gloriosa lilies.
- Feed bearded iris with superphosphate and spray for borers.
  - Avoid cutting foliage of narcissus or other bulbs until it has turned brown naturally.

### Miscellaneous

- Spray camellias, hollies, etc., for scale insects.
- Carefully water new plantings of shrubs and trees.
- Pinching out tips of new shoots promotes more compact shrubs.

### Vegetable Seed

- Plant tender vegetables such as beans, corn, squash, melons, and cucumbers.
- Plant heat-loving vegetables in lower south Alabama.

### Vegetable Plants

- Plant tomatoes, peppers, eggplants, sweet potatoes, and parsley



A shout out to two very special Master Gardeners. Glenda Armstrong and Nancy Waggoner went to WSFA TV station to advertise our Lunch and Learn program. They did this on live TV with less than one day notice. I am so proud to have two such dedicated individuals. I might add they looked professional on the screen. Kudos to you two.



Nancy Waggoner and Glenda Armstrong

# **Autauga County Master Gardeners Association JOIN US FOR LUNCH & LEARN 2014!**

**THE 1<sup>ST</sup> TUESDAY  
12:00-1:00 P.M.**

- MARCH 4<sup>TH</sup> VEGETABLE GARDENING**
- APRIL 1<sup>TH</sup> CONTAINER GARDENING**
- MAY 6<sup>ND</sup> CREATING AN EDIBLE LANDSCAPE**
- JUNE 3<sup>RD</sup> FERNS**

**St. Joseph Catholic Church, Prattville**

**FREE PROGRAM**

**BRING A SACK LUNCH**

**DRINKS PROVIDED**

**For more information contact the Autauga County Extension Office. (334) 361-7273**

**<http://www.aces.edu/counties/Autauga/>**





# All Bugs Good and Bad

## 2014 Webinar Series

Please join us for this webinar series for information you can use about good and bad insects. **Webinars will be on the first Friday of each month at 2 p.m. Eastern.**

- February 7** If Flowers are Restaurants to Bees, Then What Are Bees to Flowers?  
*Dr. John Skinner*
- March 7** Straight Talk About Termites  
*Dr. Xing Ping Hu*
- April 4** **Get TickSmart: 10 Things to Know, 5 Things to Do**  
*Dr. Thomas Mather*
- May 2** Are Those Itsy Bitsy Spiders Good or Bad?  
*Dr. Nancy Hinkle*
- June 6** Fire Ant Management  
*Elizabeth Brown*
- August 1** Minimize Mosquito Problems  
*Molly Keck*
- September 5** Kudzu Bug Takes Over the Southeastern U.S./Brown Marmorated Stinkbug—All Bad  
*Dr. Michael Toews/Dr. Tracy Leskey*
- October 3** Alien Invasions, Zombies Under Foot, and Billions of Decapitated Fire Ants  
*Dr. Sanford Porter*
- November 7** Where Have All the Honey Bees Gone? Hope for the Future  
*Dr. John Skinner*



For more information on the series and how to connect to the webinars, visit: <http://www.extension.org/pages/70120>.



Brought to you by these eXtension Communities of Practice: Imported Fire Ants, Urban IPM, Bee Health, Invasive Species, & Gardens and Landscapes.





Citations for pictures: Jim Occi, BugPics, bugwood.org; Jerry A. Payne, USDA-ARS, bugwood.org; Nadeer Youssef, TN State Univ.; USDA ARS Photo Unit, USDA-ARS, bugwood.org; David Cappaert, Michigan State University, bugwood.org; Sturgis McKeever, Georgia Southern University, bugwood.org.



# Hummingbird Award for March.



President Rose McCauley, on the left, presents the Hummingbird Award for March to Mark Carmichael. Mark has been very active in our organization especially being in charge of coordinating the mowing of Prattvillage Garden. Mark is also there every time we need some muscle with heavy lifting in the gardens. Kudos to Mark for all that he does.





AMGA

24TH ANNUAL MASTER GARDENERS

## **2014 Alabama Master Gardener Conference**

**April 28-30 2014 in Daphne, AL**

**hosted by Baldwin Master Gardeners**

**<http://alabamamg.org/AMGAConference.html>**

Baldwin County Master Gardeners take great pleasure in inviting you all to participate in a JUBILEE, gardening style!

A JUBILEE is a relatively rare occurrence happening when the oxygen level on the bottom of the bay's water closest to mainly the Eastern Shore gets depleted due to a combination of conditions. Those conditions cause the "bottom feeders" like flounder, crabs, and eels but sometimes shrimp and catfish to go into a comatose-like state heading for the shore line where astute Eastern Shore dwellers are ready with gigs, buckets, bare hands - anything to catch them before the conditions change and the fish and crustaceans recover putting up the fight of their lives to get away from the shore and those humans!

This type of "fishing/crabbing" becomes a celebration - a JUBILEE

**Reprinted from  
the AMGA website**



## Important Announcements

**From Pam Olson:** Here's your monthly reminder to bring items for the "Cultivating Our Community" project with you to the next meeting. Pam Olson usually collects them. If she's not at the meeting, Nancy Waggoner steps in. This is our sister project to the Prattville-Autauga Demonstration Garden. Produce from the garden supplies fresh vegetables to AICC, Autauga Interfaith Care Center – our county's food bank. But people who need a temporary helping hand have many needs in addition to food. Cleaning products, both personal and for the home, can take a big bite out of one's wallet yet are essential for one's dignity. We, as individual members, help supply the non-food items. AICC is in constant need of: **adult toothbrushes, toothpaste, shampoo, deodorant, dish detergent, laundry detergent, and household cleaners.** Smaller-sized store brand cleaning products are better because your dollars put products into more bags at the center. Sample sizes of any of the items are okay, too. Anything is appreciated! As with all our MG projects, participation is optional.

### New Item Requested for "Cultivating Our Community" Project

We have a new item to add to the other six we regularly collect for AICC – **adult toothbrushes.** The center has finally run out of the generous supply donated by a local dentist. Thank you for your generosity. AICC is always grateful for our donations.

**Governor's Mansion**—We are working at the Governor's Mansion every Monday morning. If you would like to join us, please let Rose McCauley know during the week prior so that your name can be sent in for a security check. At this time, she will let you know where and when to meet to carpool into Montgomery.

### PALS Beautification Award

Anytime you see a yard that you would like to nominate for this award and do not have a nomination form, please get the information to me, Rose McCauley, by regular mail, email or drop it by my home. Include the following -

Your name and contact information

Category - Private House, Business, School, Government

Nominee's Name (if you have it)

Nominee's Address

Nominee's Phone Number (if you have it)

Directions

Reasons for Nomination

If you have any questions, please let me know.

Rose McCauley

## Plant Sale

Plant Sale is scheduled for April 26. Please start gathering and potting plants for the sale. It will be here before we know it.



**HELP THE AMGA SCHOLARSHIP FUND GROW**

**BUY A MASTER GARDENER AUTO TAG -- \$20**

**These look great not only on the front of your vehicle but also as garden art on fences or walls.**

**And they aren't just for Master Gardeners but for anyone who wants to endorse our mission of volunteering, so buy one for a friend or relative. You're helping yourself when you do!**

**\$10 stays in the MG program and supports workshops and other projects.**

**\$10 supports the AMGA Scholarship Endowment Fund for worthy Auburn University horticulture students. Last year, two \$1500 undergraduate scholarships were awarded. As the fund grows, graduate level scholarships will be added.**

**It's an easy way to donate to a GREAT cause and get a beautiful tag in the bargain!**

**Contact Pam Olson to purchase tags. [polsonhome@charter.net](mailto:polsonhome@charter.net), 361-7030.**



Forget-me-nots

by Pam Olson

## What Does Advanced MG Mean?

One of the things I've always tried to stress to our members who report hours online is to take a few minutes and read the explanations of ALL the categories listed on the left side of the service report screen. The categories are broken down into five groups, and each group is listed under a heading in yellow text. The first heading – Receive Training – is where educational categories are listed. Under the other four headings are all the descriptive categories we choose from when reporting volunteer hours. Descriptive categories are only used for volunteer hours. That makes reporting education hours really simple. Interns use the category "Intern certification," and certified MG's use "CEU." End of story, almost. There's one more category under Receive Training. It's "Advanced MG."

Click on those words on the service report screen and you'll see an explanation which ends with: *To begin an advanced certificate, you create a study outline with your ACES Agent. Each study outline is unique to each MG.*

Not many of our members have begun this process. We have a very small number who are working toward this advanced level (I'm NOT one of them). I look forward to congratulating our association's first Advanced Master Gardeners when they achieve this special certification. Each one will have completed intense training in a specific area of gardening and will be called upon to teach classes and give programs in that area of study.

Now that we have an idea of what Advanced MG is, let's talk about what it isn't. Almost every year, ACES holds Advanced Tomato Workshops. A workshop or program with the word "advanced" in the title just means it provides the next level of information beyond, for example, the (regular) Tomato Workshop held earlier in the season. So, advanced workshops are reported under either Intern certification or CEU, depending on one's current classification, and not under Advanced MG. If we attend a top-notch symposium with renowned speakers at a high-profile location, it's still just regular education hours unless it's part of a specific program of study previously set up with Mallory.

ACES is using the Advanced MG certification to, in their words, "train certified Master Gardeners in specialized areas." Our agents wear many hats and carry an ever-increasing workload as agent-positions decrease and territories increase. To quote again from the online description: "This specialized group of volunteers becomes valuable partners with the ACES Home Grounds."

If you'd like to speak with someone who's working toward Advanced MG certification, Anthony's your man. And if this extra level of volunteering and studying appeals to you, contact Mallory, and we just may be congratulating you on YOUR advanced certification in the future.

Questions or comments? Email or call me: [polsonhome@charter.net](mailto:polsonhome@charter.net), 361-

# Autauga County Master Gardeners Association

## Annual Plant Sale

Saturday, April 26, 2014

8:00 a.m. until Noon

Prattvillage Gardens

- ♦ *Plants of all types available*
- ♦ *pH Soil Testing*
- ♦ *Gardening Items*
- ♦ *Yard Art*



For more information, contact the  
Autauga County Extension Office  
334.361.7273



The Alabama Cooperative Extension System (Alabama A&M University and Auburn University) is an equal opportunity educator and employer.

[www.aces.edu](http://www.aces.edu)



# Canning Workshop



**Date: April 8, 2014**

**Location: Autauga County Extension Office, 2226 Hwy 14W Autaugaville**

**Time: 9:30-12:30**

**Registration Fee: \$5.00, non-refundable**

**Free Food Preservation Cookbook and more!**

**Please call the Autauga County Office at 334-361-7273 and reserve your seat.**



The Alabama Cooperative Extension System (Alabama A&M University and Auburn University) is an equal opportunity educator and employer.

[www.aces.edu](http://www.aces.edu)



By Mallory Kelley

Regional Extension Agent

Home Grounds, Gardens, Home Pests

## Caring for Fruit Trees

The excitement of spring is in the air and that means, time to dig in the “dirt.” I have to admit, the bug has bitten me and I have been browsing the stores for the new plant that is “needed” in my landscape. In the spring time we often see the beautiful hydrangeas, azaleas, perennials and annuals, but also you may be enticed by fruit trees. Fruits can be a great addition to the home landscape if the proper conditions and devotion to caring for them are a priority.

First of all, let’s talk about the easiest fruits to grow in Central Alabama. If you are new to fruits in the landscape, start out with those that require the least amount of maintenance and care, such as: figs, pomegranate, blueberries (need acid soil), oriental persimmon and muscadines. These fruits rarely require spraying and very little pruning, except the muscadine. The muscadine needs a structure to grow on so that can be an initial investment of money and labor. In addition, the blueberries will produce best if there is more than one variety for pollination and the muscadines can be self-fertile or female. If you plant a female, you will need a self-fertile variety to accompany it.

Now for the more difficult fruits to grow such as peaches, plums, apples and pears. Peaches are self-fertile so just one tree will do, but all the others need another variety for pollination. Tree fruits require pruning and training year after year for best production. Beyond pruning, sanitation of the orchard or tree is very important in your success. Anytime fruit or leaves drop from the tree clean it up to prevent the spread of diseases. Heavy mulching all the way out to the canopy of the tree will also help prevent diseases while holding in moisture, suppressing weeds and adding organic matter.

Spraying is often required to have a healthy crop when it comes to fruit trees. Spray recommendation are to start spraying Captan (fungicide) as soon as the petals begin to open. Continue to spray every 10-14 days. Once the petals are falling to the ground and you no longer see bees visiting the flowers, start spraying Malathion or Sevin for insect control. Continue spraying every 10-14 days and it can be applied in conjunction with the Captan once the pollinators are gone.


Especially for fruit trees it is necessary to thin the fruit. For peaches, pears and apples you will want one fruit per 6”-8” with plums one fruit per 4”-6.” If the fruit is not thinned the tree will try to produce too many. The end result is all the fruit ends up being the size of a golf ball when ripe or the stress of too much fruit can cause the tree to abort the fruit, meaning drop it all at once. This usually occurs about a week before you think the fruit is ready to be harvested and suddenly every fruit is laying on the ground under the tree. Thinning the fruit will greatly increase the size of your fruit and prevent the weight of the fruit from breaking limbs.

Hopefully this information will improve your home fruit production. If you have more questions about growing fruits or any other horticulture related question please call the Master Gardener Helpline at: 1877-ALA-GROW (252-4769).

# Grafting Workshop

*“Grafting Fruits and Nuts and Anything in Between”*

Hosted by the  
Alabama Cooperative Extension System



**Thursday, April 10, 2013**

**E.V. Smith Research Station, Shorter, Alabama**

**1:00-3:00 p.m.**

**&**

**Wednesday, April 23, 2013**

**John Neighbors property in Coosa County,**

**550 Holloway Mill Road**

**1:00-3:00 p.m.**

---

**THIS WILL BE A HANDS-ON ACTIVITY!**

---



To sign-up for the grafting class at E.V. Smith, contact Cathy Browne at 334-844-5483 by April 8th.

To sign up for the grafting class at John Neighbors property in Coosa County, contact the Coosa County Extension Office at 256-377-4713 by April 21st. There is No Cost to attend, but pre-registration is required.

#### **E.V. Smith Research Center**

From I- 85 North or South in Macon County take exit 26 to Highway 229 North towards Tallassee. Go approximately one mile until you see a railroad crossing. Just before the railroad crossing you will see Macon County Road 40. Take a right on County Road 40. The Pecan Orchard is on the right.

From Tallassee take Hwy 229 South to the railroad tracks just past the river bridge. Then take a left on County Road 40. The Pecan Orchard is on the right.

#### **John Neighbors Property in Coosa County**

From Alexander City, Alabama take Highway 22 West to 259 South. Travel 259 South to County Road 12. Turn left on County Road 12 then take the next left onto Holloway Mill Road. Travel ¼ mile to 550 Holloway Mill Road.

2014



ALABAMA WILDLIFE FEDERATION  
**Alabama Flora and Fauna Arts Festival**  
**April 12, 2014**

at Lanark in Millbrook from 8 am to 6 pm

**DON'T MISS THIS OPPORTUNITY!**

**Beautiful Nature-themed Alabama Art  
Quality Plants from the Lanark Gardens**

Our nature-inspired art event returns to the Alabama Nature Center  
featuring the original fine works of Alabama artists



- Art booths at Lanark Pavilion with wildlife and floral themed paintings, metal sculpture, gourd art, wildlife photography, fine prints, and more!
- Beautiful ready-to-hang paintings and sculpted items that have been juried by our experts and depict Alabama wildlife, native plants and ornamentals- all exhibited in the Historic Lanark Home
- Annual Lanark Plant to include hydrangeas, ferns, trillium and many more! Donny Tomlin and his Japanese Maples
- Expert speakers to include Dr. Dan Jones on wildflowers and Jane Mobley on butterfly gardens
- To join us with their home grown healthy products: Eagles Roost Herb Farm, Dancing Bee Apiary and Aric Adams' goat cheese
- Tri-County Master Gardeners on-site with loads of information and activities for kids
- Concession food available
- Our nature trails will be open!

***Come Celebrate Nature and Art With Us!***

**Questions? Call Ann Harper or Maria Pacheco-West at 334.285.4550**

For more information visit [www.alabamawildlife.org](http://www.alabamawildlife.org)

2013 Best of Show  
Sue Taylor White  
*Spring Construction*



## What's Bugging You Answer from page 5

Just when you thought blueberries were the best fruit because they had no pests. Well guess what?. The Spotted Wing Drosophila (SWD) attack a broad range of fruits, including tree fruits, berry fruits, grapes, and some vegetables. Raspberries, blackberries, strawberries, and blueberries are the most preferable host plants of SWD. Alabama growers should be alert to the presence of SWD in their area. Monitoring for this pest is an important part of management techniques



**SWD female has a saw-like ovipositor that penetrates the thin-skinned fruits.**



**Small, cream-colored SWD maggot feeding inside a blueberry fruit.**

Source is from the ACES website: <http://www.aces.edu/pubs/docs/I/IPMNEWS-0076/IPMNEWS-0076.pdf>

New Apple App for iPhone and iPad called SOW. Just search on the App Store and download free App. It gives you information about what vegetables to plant today for your area and information about all vegetables in Alabama. I love this App. Remember the name is SOW.



**Anthony Yarbrough,  
Editor**