




DIRTY DIGS



Autauga County Master Gardeners Association

February 2015

ENTERTAIN, EDUCATE, ELEVATE

Next Meeting

**February 12,
2015**

Meeting Location:

First Baptist
Church

@9:00AM

Guest Article: Submitted, by Glenda Armstrong



A MIRACLE ON 1st STREET



December 12, 2014, was a sunny, cool day in Prattville. Before 8:00am members of Autauga County Master Gardeners, interns, and others started gathering at the Pratt Village Garden. We were armed with clippers, trowels, shovels and even brooms. Our marching orders for the day were to install the concrete paving edgers along the borders, clean and weed the garden, and prune the wayward wisteria arbor.

It was an amazing thing to watch. Everyone set about their own task – some were digging trenches to set the pavers; some started weeding and pruning; and some started hauling off the pruned branches and other trash.

Four inmates from the Autauga County Jail, dressed in their prison bright orange jumpsuits, came to help. They pitched right in hauling pavers and doing the heavy work. Then they looked for more work to do, and helped haul off the debris.




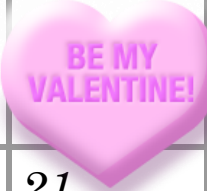

The next group of garden helpers was a team of volunteers from Home Depot. Home Depot is where we purchased the concrete pavers. This group arrived wearing their bright orange Home Depot t-shirts. (Get the joke about bright orange?) These volunteers went directly to work installing the edgers. They showed us the fine points of lining up and installing the edgers correctly. This team worked like Trojans!

All the work in the garden was completed by 10:30am! We had originally thought this would be an all day project. Thanks to the Master Gardeners, interns, inmates, Home Depot volunteers, and friends, the edgers were installed, used bricks were installed as edgers around the exterior beds, the wisteria was heavily pruned, and the garden received a good clean-up.

Don and I went by later to see the garden. We were amazed – the garden has not looked this good in ages! The concrete edgers give the garden a more finished look. The clean-up shows the good bones of the garden – bones that support the dormant mass of future blooming bulbs, shrubs, perennials and annuals. Come Spring, we will truly see the fruits of all the hard work. So, come visit the Pratt Village Garden. Sit a while and enjoy the quiet and solitude of this sleeping masterpiece.

February 2015

Sun Mon Tue Wed Thu Fri Sat

<p>1</p> <p>NFL Super Bowl</p> 	<p>2</p> <p>Governor's Mansion 9-11</p> <p>Ground Hog Day</p> 	<p>3</p> <p>Demo Garden <u>8:00 AM</u></p>	<p>4</p>	<p>5</p> <p>Prattville <u>9:00 AM</u></p> <p>Lunch and learn—noon</p>	<p>6</p> <p>ACMGA board meeting</p> <p>ANR Banquet</p>	<p>7</p>
<p>8</p>	<p>9</p> <p>Governor's Mansion 9-11</p>	<p>10</p> <p>Demo Garden <u>8:00 AM</u></p>	<p>11</p>	<p>12</p> <p>ACMGA meeting 9am</p> <p>Lincoln's Birthday</p> 	<p>13</p>	<p>14 Pruning</p> <p>Demo</p> <p>Valentines day</p> 
<p>15</p>	<p>16</p> <p>Governor's Mansion 9-11</p> <p>Presidents Day</p> 	<p>17</p> <p>Demo Garden <u>8:00 AM</u></p> <p>Honey bee management class</p>	<p>18</p> <p>Ash Wednesday</p>	<p>19</p> <p>Prattville <u>9:00 AM</u></p>	<p>20</p>	<p>21</p>
<p>22</p>	<p>23</p> <p>Governor's Mansion 9-11</p>	<p>24</p> <p>Demo Garden <u>8:00 AM</u></p>	<p>25</p>	<p>26</p> <p>Prattville <u>9:00 AM</u></p>	<p>27</p> <p>Herbicide Seminar – Autaugaville 9am-2pm</p>	<p>28</p>

March 2015

Sun

Mon






Tue

Wed

Thu

Fri

Sat

<p>1</p>	<p>2</p> <p>Governor's Mansion 9-11</p>	<p>3</p> <p>Demo Garden 8:00 AM</p>	<p>4</p>	<p>5</p> <p>Prattville 9:00 AM</p> <p>Lunch and learn—noon</p>	<p>6</p> <p>ACMGA Board Meeting</p>	<p>7</p> <p>Lose 1 hr of sleep tonight — set clock forward and change smoke detector battery</p> 
<p>8</p> <p>Daylight savings time begins</p> 	<p>9</p> <p>Governor's Mansion 9-11</p>	<p>10</p> <p>Demo Garden 8:00 AM</p>	<p>11</p>	<p>12</p> <p>Prattville 9:00 AM</p>	<p>13</p>	<p>14</p> <p>National Pi Day (3.14)</p>
<p>15</p> <p>Ides of March</p> 	<p>16</p> <p>Governor's Mansion 9-11</p>	<p>17</p> <p>Demo Garden 8:00 AM</p> <p>St Patrick's Day</p> 	<p>18</p>	<p>19</p> <p>Prattville 9:00 AM</p>	<p>20</p> <p>First Day of Spring begins at 5:45 PM</p> 	<p>21</p>
<p>22</p>	<p>23</p> <p>Governor's Mansion 9-11</p> <p>AMGA Conference—Cullman, Al -</p>	<p>24</p> <p>Demo Garden 8:00 AM</p> <p>AMGA Conference—Cullman, Al</p>	<p>25</p> <p>AMGA Conference—Cullman, Al</p>	<p>26</p> <p>Prattville 9:00 AM</p>	<p>27</p>	<p>28</p>
<p>29</p>	<p>30</p> <p>Governor's Mansion 9-11</p>	<p>31</p> <p>Demo Garden 8:00 AM</p>				

What's Bugging You



Can You Identify the above insect?
Beneficial or Destructive

(Answer on Next Page)

Important Message

Dear Master Gardeners,

As we start 2015, here are some general reminders for all Master Gardeners across the state.

*Never give out Herbicide (plant killer) recommendations, unless it is in print from a .edu source.

*When presenting information to the public, only give research based recommendations.

*If monetary donations are received for a program or service, please donate it back to your local MG association.

* Make sure you keep up with your hours in the system throughout the year if possible and remember to report contacts if you are the educator.

I am looking forward to a GREAT year with each of you! Wow, how busy already with great programs to help educate the community in which you live!

Keep up the great work!

Mallory Kelley

Alabama Cooperative Extension System

Regional Extension Agent, Home Horticulture

Jones57@aces.edu

334-703-9197

What's Bugging You Answer

The answer is the "Gulf Fritillary." This insect is highly desired for your butterfly garden. The caterpillars feed on the "Passion Flower" which is poisonous. Therefore, the butterfly is poisonous to birds. Birds know this and won't eat this insect. In the butterfly stage they are attracted to many other colorful flowers found in the garden. Keep on the lookout for this beautiful butterfly

Governor's Mansion

If you are looking for a rewarding gardening project, please consider joining us for workdays at the Governor's Mansion. We meet every Monday 8:00-11:00 a.m. during the summer months to beat the heat, and--with all the beautiful blooming plants--it is a lovely place to work. Add to that the pleasant company of your fellow laborers, and I believe you'll find it a truly enjoyable way to earn volunteer hours. Please call Jane McCarthy (334-221-9936) by noon the Friday prior to any workday to be put on the list for access to the grounds. Bring your favorite tools.





By Mallory Kelley
Regional Extension Agent
Home Grounds, Gardens, Home Pests

Starting Seeds Indoors

Many home gardeners become discouraged starting their seeds indoors because the plants become weak, spindly, leggy or even die of diseases. It's not that difficult to grow good quality seedlings at home, but there are some important things you need to know before you begin to ensure success.

When asking yourself, "Is it time to sow seeds?" It is always better to lean on the side of being too late rather than too early. Keep in mind that you can continue to grow seeds throughout the summer to have a succession of vegetables in your garden rather than planting them all at once. When picking a start date to start seeds, calculate based on the average date of the last frost for your area. Then according to the seeds you are growing count back the number of weeks to when you should sow. Plants like beans, okra, carrots and corn should be seeded directly into the soil, but other plants like tomatoes, eggplant and peppers respond well to a head start indoors.

One advantage to starting seeds indoors is that you can order from a reputable source and select varieties that you would most likely not be able to find in the garden centers. From the "heirloom" varieties to the latest hybrids, starting seeds indoors opens a whole new world of plant varieties and types of vegetables to try.

Now that you have the seeds and know when to sow them, what should you sow them in?

Select containers that provide good drainage. If you use containers you have previously grown plants in, it is best to wash them in a 10% bleach solution to remove any fungi or bacteria. Then select a growing media that is sterile and free of weed seed. It is best to start seeds in a media that is labeled "Seed Starter Media." Always make sure to moisten the soil well before you sow any seeds and prepare all of your labels to identify your plants ahead of time.

Very few seeds need light to germinate so it is not necessary to provide light to the media and seeds until after they germinate. If the seeds are very tiny you may want to cover them lightly with vermiculite. As a rule of thumb, plant seeds a depth of two and a half times the diameter of the seed.

For good germination, the seeds will need warm soil and humidity. To create the humidity place a clear plastic bag over the container or a clear lid to hold in the humidity. If you see water dripping inside it is too hot and wet and could cause disease problems so make sure to vent the lid or cover if it is too warm.

The best place in the home to put your container with seeds is on a warming pad to warm the soil or if you do not have a warming pad place the planted container on top of your refrigerator. Your seeds will need to remain moist and humid and should begin to germination in 10-12 days.

Once the seedlings germinate you can remove the cover that you have over them creating the humidity and

place them directly under lights as close as you can without touching for 14-16 constant hours to prevent them from becoming long and leggy. No fertilizer is needed until after the first set of true leaves appear. Then use a water soluble fertilizer at half strength every 2-3 weeks. If you sow the seeds in very small cell packs or sow all of the seeds together in one container you would then need to transplant them into bigger containers as they grow. This transplanting should be done early and carefully to avoid damaging the plants delicate roots and stems. Then once your plants get larger and stronger and it is close to planting time outdoors you should begin to harden off your plants by taking them outside for a few hours a day and bringing them back indoors. This is done to prepare young plants for the harsher environments outdoors such as the full sun, wind, and varying moisture. When the day finally arrives to plant outdoors, a cloudy day with little wind is the most ideal.

LEARN BASIC HONEY BEE MANAGEMENT

Six week class from 6:00-8:00 pm at Elmore County Ex-tension Auditorium 340 Queen Ann Road, Wetumpka, AL 36092 Hurry ~ Classes start February 17 Continuing on Feb 24, March 3, 17, 24 & ending March 31 Only \$50 per person if paid by Feb 1 deadline; \$75 if received after Feb 1 (You will receive instruction from practicing master bee-keepers, First Lessons in Beekeeping book, + annual membership in CABA)

CENTRAL ALABAMA

BEEKEEPERS ASSOCIATION

BEGINNING BEEKEEPING CLASS

Submit payment to Central Alabama Beekeepers Assn c/o Myles Wright, Treasurer

1318 Woodward Av, Montgomery 36106

CENTRAL ALABAMA BEEKEEPERS ASSOCIATION www.cababees.org Questions? Call CABA

President Allyson Andrews at 334-799-2254

Promoting beekeeping & positive apiary management practices through education


Includes: Honey bee biology and behavior, types and use of equipment, where to put your hives, honey production and processing, disease diagnosis and treatment, and lots more Classes taught by certified MASTER BEEKEEPERS Support and future access to local beekeepers through member association including monthly meetings with timely topics and informative monthly newsletters



Hummingbird Award for January



The Hummingbird Award for the month of January went to Shari McCandless (Pictured on the right). She has done an outstanding job in co-coordinating the Prattvillage Garden over the past year. Her recent work included heading up getting the edgers installed in the Garden. Hats off to Shari for a job well done.



Alabama Gardener's Calendar

February

Fruits and Nuts

- Planting season continues for dormant trees.
- Fertilize fruit trees.
- Apply half of the fertilizer recommended for grapes now; apply the other half soon after fruit sets.
- Continue dormant pruning and grafting. Start strawberry plantings.

Shrubs

Planting season continues.

- Visit camellia shows to learn of hardy varieties in your area.
- Graft camellias in central and south Alabama.
- Spray all shrubs with a fungicide before new growth starts.
- Good time to prune all shrubs before new growth starts.
- Don't prune early-blooming species because flower buds will be removed.

Roses

- Prune hybrid tea roses in south Alabama; delay pruning for a few weeks in north Alabama.
- Continue planting.

Annuals and Perennials

- Replant early plantings of hardy annuals.
- Prepare beds for summer annuals.
-

Bulbs

- Plant cannas, amaryllis, gladiolus, and zephyranthes in south Alabama; delay planting for a few weeks in north Alabama.

Miscellaneous

- Houseplants are beginning to show signs of activity.
- Fertilize with liquid or soluble fertilizer according to manufacturer's directions.
- Remember Valentine's Day. Why not send roses or a potted plant?

Vegetable Seed

- Plant some vegetables listed for January in central Alabama plus collards, salsify, and Swiss chard.
- Add tomatoes, peppers, eggplants, cauliflower, and Brussels sprouts to cold frames.

Vegetable Plants

- Plant cabbage, onions, lettuce, broccoli, and

Prattvillage Garden — Edgers

Before

After



Home Orchard

Pruning Demonstration

Saturday, February 14th



Home of Jim Hughes
933 Girls Ranch Road
Camp Hill, Alabama

9 a.m. to 11 a.m.



**LEARN HOW TO PRUNE FRUIT PLANTS
APPLES, FIGS, MUSCADINES, PEACHES, PEARS & PLUMS**



To sign-up or for more information, contact the Tallapoosa County Extension office at 256-825-1050. Cost is \$5 per person. Payment is required by Friday, February 13th.

REGISTRATION FORM

Name(s): _____

Address: _____

City: _____ Zip Code: _____ County: _____

Phone #: _____ E-mail address: _____

_____ # of Participants X \$5 = Total Amount Enclosed: _____



Make check payable to: Alabama Cooperative Extension System
Return Registration Form and Payment by February 13, 2015 to:

Tallapoosa County Extension Office
125 North Broadnax Street, Room 23
Dadeville, AL 36853

Important Announcements

From Pam Olson: Here's your monthly reminder to bring items for the "Cultivating Our Community" project with you to the next meeting. Pam Olson usually collects them. If she's not at the meeting, Nancy Waggoner steps in. This is our sister project to the Prattville-Autauga Demonstration Garden. Produce from the garden supplies fresh vegetables to AICC, Autauga Interfaith Care Center – our county's food bank. But people who need a temporary helping hand have many needs in addition to food. Cleaning products, both personal and for the home, can take a big bite out of one's wallet yet are essential for one's dignity. We, as individual members, help supply the non-food items. AICC is in constant need of: **adult toothbrushes, toothpaste, shampoo, deodorant, dish detergent, laundry detergent, and household cleaners.** Smaller-sized store brand cleaning products are better because your dollars put products into more bags at the center. Sample sizes of any of the items are okay, too. Anything is appreciated! As with all our MG projects, participation is optional.

Pam Olson reported that last year we donated 145 pounds of personal care and cleaning products (and most of the personal care items don't weigh very much) in addition to almost 20 cosmetic bags to be used in gift baskets for ladies, a school backpack, and a set of sheets,

2014 was our best year ever.

We started off 2015 with a bang -- 17 pounds brought to the Jan. meeting.

PALS Beautification Award

Anytime you see a yard that you would like to nominate for this award and do not have a nomination form, please get the information to me, Rose McCauley, by regular mail, email or drop it by my home. Include the following:

Your name and contact information

Category - Private House, Business, School, Government

Nominee's Name (if you have it)

Nominee's Address

Nominee's Phone Number (if you have it)

Directions

Reasons for Nomination

If you have any questions, please let me know.

Rose McCauley

Autauga Forestry & Wildlife Stewardship Council
in partnership with
Autauga County Extension Office
presents
2015 Herbicide Seminar



Friday, February 27, 2015
William Howard Smith Agricultural Building
2226 Highway 14 West, Suite E
9:00 a.m.-2:00 p.m.
Cost: \$15.00 (non-refundable)
Lunch will be served.

Topics will include but are not limited to:
pesticide safety,
sprayer calibration,
and an entomology update.

Please mail your payment to:

Autauga County Extension Office
Attn: Herbicide Seminar
2226 Hwy 14 W, Ste. E,
Autaugaville, AL 36003

The registration deadline
is Noon, February 20, 2015.




Alabama Cooperative Extension System (Alabama A&M University and Auburn University) is committed to affirmative action, equal opportunity, and the diversity of its workforce. Educational programs of the Alabama Cooperative Extension System serve all people regardless of race, color, age, sex, religion, disability, sexual orientation, or national origin.

www.aces.edu



Outreach Symposium & Awards Banquet



Friday, February 6, 2015

Come help us celebrate the achievements of award winning
**TREASURE Forest Owners, Tree Farm Owners,
and County Natural Resource Committees!**

Hear about new applied science related to natural resource management!

Applied Forestry & Wildlife Outreach Symposium

Marriott Prattville Hotel & Conference Center
2500 Legends Circle, Prattville, Alabama 36066
Cost \$25.00 until January 15, 2015*

2:00 pm - 4:45 pm

- Pro and Cons of Longleaf vs. Loblolly
- Using the Forestry Internet
- Forestry Content of the Farm Bill
- Timber Theft & Land Security Issues
- Eagles of Alabama

Awards Banquet

Marriott Prattville Hotel & Conference Center
2500 Legends Circle, Prattville, Alabama 36066
Cost \$25.00 until January 15, 2015*

5:00 pm - 7:30 pm

- Cocktail Reception (cash bar)
- Dinner
- Banquet Speaker
- Awards Presentation
 - Tree Farm
 - TREASURE Forest
 - County Committees
 - W. Kelly Mosley

The Symposium & the Banquet will be held at the Marriott Prattville Hotel & Conference Center, Prattville, Alabama • Cost for both is \$50.00*

Online Registration opens Oct. 1, 2014 at www.alaforestry.org

**The registration fees change January 15, 2015 • Symposium \$30.00 & Awards Banquet \$30.00*

Name: _____ Email: _____

Address: _____

Check #: _____ OR Credit Card #: _____ Exp Date: _____ CV Code: _____

Symposium \$25.00* _____ Awards Banquet \$25.00* _____ Both \$50.00*

Please mail to: ANRC Awards Banquet & Symposium • Alabama Forestry Association • 555 Alabama Street • Montgomery, AL 36104-4395
If you would like to register by phone or have questions please call 334.481.2135.

Autauga County Master Gardeners Association

Lunch & Learn

Thursday, February 5, 2015

Topic:

Monthly Garden Tasks at a Glance

Noon–1:00 p.m.

Free Program

Christ Lutheran Church

2175 Cobbs Ford Road

Prattville, AL 36066



Bring a sack lunch.

Drinks provided.

For more information,
contact the Autauga County Extension Office
334.361.7273



Alabama Cooperative Extension System (Alabama A&M University and Auburn University) is committed to affirmative action, equal opportunity, and the diversity of its workforce. Educational programs of the Alabama Cooperative Extension System serve all people regardless of race, color, age, sex, religion, disability, sexual orientation, or national origin.

www.aces.edu

Autauga County Master Gardeners Association

JOIN US FOR LUNCH & LEARN 2015



THE 1ST THURSDAY OF EVERY MONTH

12:00-1:00 P.M.

FREE PROGRAMS

Christ Lutheran Church, 2175 Cobbs Ford Road, Prattville 36066

- | | |
|--------------------|---|
| FEBRUARY 5 | MONTHLY GARDEN TASKS AT A GLANCE |
| MARCH 5 | MULTIPLYING YOUR PLANTS |
| APRIL 2 | BACKYARD TOMATOES |
| MAY 7 | HYDRANGEAS |
| JUNE 4 | TREE ID |
| JULY 2 | YEAR ROUND COLOR |
| AUGUST 6 | BULBS |
| SEPTEMBER 3 | GARDEN DESIGN |
| OCTOBER 1 | CACTI AND OTHER SUCCULENTS |
| NOVEMBER 5 | HOLIDAY DECORATING |



For more information contact the Autauga County Extension Office. (334) 361-7273

BRING A SACK LUNCH. DRINKS PROVIDED.




ALABAMA MASTER GARDENER ASSOCIATION

25th

ANNUAL CONFERENCE

Gardening... Wow!!



March 23rd—25th, 2015

Cullman Civic Center

510 5th St. SW, Cullman, AL

Hosted by Blount and Cullman County

Master Gardeners

WOW! The Alabama Master Gardeners Conference is *early* this year! But that gives us plenty of time to celebrate the 25th Conference of our organization, not to mention time to implement all that we will learn from the **outstanding slate of speakers and workshops** we have lined up for this conference. We hope you will join us as we host “Gardening...WOW!” on March 23rd, 24th, and 25th, 2015 at the Cullman Civic Center in Cullman, Alabama.

The conference will begin with a terrarium workshop on Monday afternoon given by internationally renowned Tovah Martin, followed by a smoked chicken and fish fry dinner. Monday night. In addition, Blount and Cullman Counties have some amazing sights to see. Some are well known, like the Ava Maria Grotto in Cullman and the Covered Bridges of Blount County, and some are local treasures just waiting for you to discover, like the Palisades Park in Oneonta and the CCMG Demonstration Garden in downtown Cullman. We have several more features within a two-mile radius of the Civic Center that you can easily explore if you come early or stay later.

Conference registration is open to the public, so invite your gardening buddies and come discover new ways to put the WOW! in gardening.

REGISTRATION: Form available online @ www.amgaconference.org

Look at all the fun we had at the ACMGA monthly social at the Chicken Salad Chick



Future Events Schedule

Jim Scott Tour in May and Youngs Plant Farm tour in June

Alabama Master Gardener's Conference in Cullman March 23-25, 2015



Anthony Yarbrough, Editor
Email: ayarb@knology.net